

# CHANGING TIDES: MOVING SACSCOC STANDARDS 6.1 AND 6.2B FROM EXCEL TO TABLEAU

Dr. Jiashi Zhao

Lead Data Analyst

Planning, Analytics, Institutional Research, & Strategic Initiatives  
Texas A&M University-Corpus Christi

Dr. Erin Mulligan-Nguyen

Associate Vice President of PAIRS

# Agenda

---



**TAMU-CC & PAIRS  
Background**



**What are SACSCOC  
Standards 6.1 & 6.2b?**



**What was done in  
2020?**



**What is the plan for  
2025?**



**Q&A**



# TEXAS A&M UNIVERSITY - CORPUS CHRISTI

- "The Island University"
- Established in 1947
- Research II Institution
- 6 colleges and 1 school
- Fall 2024 Enrollment: 11,266
- Offer bachelor's, master's, and doctoral degrees



# PAIRS - TAMUCC (PLANNING, ANALYTICS, INSTITUTIONAL RESEARCH, & STRATEGIC INITIATIVES)

- Three different areas
  - Planning and Institutional Research
  - Analytics
  - Strategic Initiatives



# WHAT ARE SACSCOC STANDARDS 6.1 & 6.2B

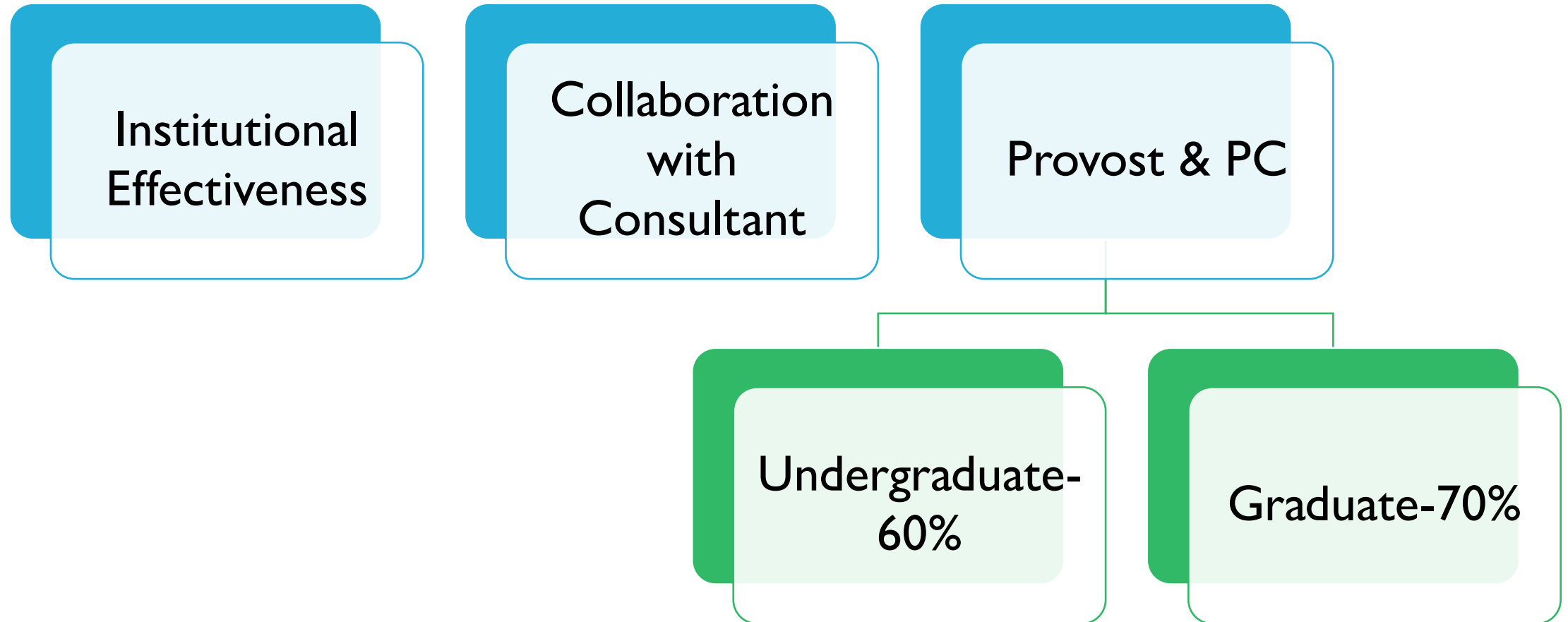


**6.1** The institution employs an adequate number of full-time faculty members to support the mission and goals of the institution. *(Full-time faculty)*



**6.2.b** For each of its educational programs, the institution employs a sufficient number of full-time faculty members to ensure curriculum and program quality, integrity, and review. *(Program faculty)*

# WHO WAS INVOLVED IN 2020?



# DATA SOURCES USED IN 2020

**THECB  
CBM004**

**THECB  
CBM008**

**IPEDS HR**





| Fall 2018 Undergraduate Without Core |                                 |                              |              |     |                         |        |                |                |     |  |
|--------------------------------------|---------------------------------|------------------------------|--------------|-----|-------------------------|--------|----------------|----------------|-----|--|
| College                              | Dept                            | Degree                       | Total Course |     | Total Student Credit Hr |        | Σ of Full Time | Σ of Part Time |     |  |
|                                      |                                 |                              | FT           | PT  | FT                      | PT     |                |                |     |  |
| Business                             | Business, Finance & Practice    | Bachelor's Degree            | 42           | 0   | 3,471                   | 353    | 780            | 228            | 228 |  |
|                                      |                                 | Master's Degree              | 28           | 7   | 1,527                   | 282    | 810            | 310            | 310 |  |
|                                      |                                 | Professional Certificate     | 44           | 5   | 4,521                   | 873    | 873            | 873            | 873 |  |
|                                      |                                 | Graduate Certificate         | 0            | 0   | 0                       | 0      | 0              | 0              | 0   |  |
|                                      |                                 | Non-Credit Course            | 0            | 0   | 0                       | 0      | 0              | 0              | 0   |  |
| Education & Human Services           | Education & Human Services      | Master's Degree              | 14           | 3   | 846                     | 210    | 780            | 243            | 243 |  |
|                                      |                                 | Non-Credit Course            | 35           | 27  | 2,781                   | 1,395  | 780            | 382            | 382 |  |
| Liberal Arts                         | Liberal Arts                    | Master's Degree              | 42           | 47  | 1,981                   | 1,438  | 510            | 480            | 480 |  |
|                                      |                                 | B.S. in Education            | 25           | 18  | 879                     | 340    | 720            | 280            | 280 |  |
|                                      |                                 | Communication Studies, BA    | 5            | 1   | 297                     | 39     | 90             | 30             | 30  |  |
|                                      |                                 | Communication Studies, BS    | 12           | 4   | 563                     | 378    | 720            | 280            | 280 |  |
|                                      |                                 | English, BA                  | 17           | 8   | 1,168                   | 8      | 680            | 80             | 80  |  |
|                                      |                                 | English, BS                  | 35           | 8   | 2,381                   | 153    | 940            | 80             | 80  |  |
|                                      |                                 | History, BA                  | 22           | 47  | 1,831                   | 381    | 680            | 320            | 320 |  |
|                                      |                                 | History, BS                  | 0            | 0   | 0                       | 0      | 0              | 0              | 0   |  |
|                                      |                                 | Political Science, BA        | 42           | 28  | 388                     | 487    | 810            | 310            | 310 |  |
|                                      |                                 | Political Science, BS        | 31           | 18  | 1,518                   | 327    | 680            | 240            | 240 |  |
| Nursing & Health Sciences            | Nursing & Health Sciences       | Master's Degree              | 37           | 6   | 2,034                   | 342    | 980            | 480            | 480 |  |
|                                      |                                 | Non-Credit Course            | 83           | 81  | 2,881                   | 1,229  | 810            | 310            | 310 |  |
|                                      |                                 | Professional Certificate     | 5            | 18  | 735                     | 1,248  | 810            | 810            | 810 |  |
|                                      |                                 | Graduate Certificate         | 4            | 3   | 255                     | 8      | 680            | 80             | 80  |  |
|                                      |                                 | Non-Credit Course            | 0            | 0   | 0                       | 0      | 0              | 0              | 0   |  |
| Science & Engineering                | Science & Engineering           | Computer Science, BS         | 13           | 8   | 1,045                   | 232    | 310            | 310            | 310 |  |
|                                      |                                 | Computer Science, MS         | 72           | 18  | 3,819                   | 522    | 810            | 480            | 480 |  |
|                                      |                                 | Electrical Engineering, BS   | 47           | 15  | 4,118                   | 1,010  | 810            | 240            | 240 |  |
|                                      |                                 | Electrical Engineering, M.S. | 0            | 0   | 0                       | 0      | 0              | 0              | 0   |  |
|                                      |                                 | Industrial Engineering, BS   | 48           | 21  | 3,493                   | 1,023  | 780            | 380            | 380 |  |
|                                      |                                 | Industrial Engineering, MS   | 15           | 18  | 2,638                   | 1,141  | 780            | 380            | 380 |  |
|                                      |                                 | Mathematics, BS              | 0            | 0   | 0                       | 0      | 0              | 0              | 0   |  |
|                                      |                                 | Mathematics, MS              | 0            | 0   | 0                       | 0      | 0              | 0              | 0   |  |
|                                      |                                 | Physics, BS                  | 0            | 0   | 0                       | 0      | 0              | 0              | 0   |  |
|                                      |                                 | Physics, MS                  | 0            | 0   | 0                       | 0      | 0              | 0              | 0   |  |
| Research                             | Research                        | Ph.D.                        | 1            | 0   | 0                       | 0      | 680            | 80             | 80  |  |
|                                      |                                 | Master's Degree              | 53           | 44  | 1,487                   | 851    | 810            | 370            | 370 |  |
| Total with Undergraduate Status      | Total with Undergraduate Status |                              | 1,836        | 418 | 14,816                  | 67,828 | 780            | 240            | 240 |  |
|                                      |                                 |                              | 187          | 616 | 53,464                  | 36,182 | 775            | 230            | 230 |  |

| Fall 2018 Undergraduate Core    |                                 |                              |              |     |                         |        |                |                |     |  |
|---------------------------------|---------------------------------|------------------------------|--------------|-----|-------------------------|--------|----------------|----------------|-----|--|
| College                         | Dept                            | Degree                       | Total Course |     | Total Student Credit Hr |        | Σ of Full Time | Σ of Part Time |     |  |
|                                 |                                 |                              | FT           | PT  | FT                      | PT     |                |                |     |  |
| Business                        | Business, Finance & Practice    | Bachelor's Degree            | 42           | 0   | 3,471                   | 353    | 780            | 228            | 228 |  |
|                                 |                                 | Master's Degree              | 28           | 7   | 1,527                   | 282    | 810            | 310            | 310 |  |
|                                 |                                 | Professional Certificate     | 44           | 5   | 4,521                   | 873    | 873            | 873            | 873 |  |
|                                 |                                 | Graduate Certificate         | 0            | 0   | 0                       | 0      | 0              | 0              | 0   |  |
|                                 |                                 | Non-Credit Course            | 0            | 0   | 0                       | 0      | 0              | 0              | 0   |  |
| Education & Human Services      | Education & Human Services      | Master's Degree              | 14           | 3   | 846                     | 210    | 780            | 243            | 243 |  |
|                                 |                                 | Non-Credit Course            | 35           | 27  | 2,781                   | 1,395  | 780            | 382            | 382 |  |
| Liberal Arts                    | Liberal Arts                    | Master's Degree              | 42           | 47  | 1,981                   | 1,438  | 510            | 480            | 480 |  |
|                                 |                                 | B.S. in Education            | 25           | 18  | 879                     | 340    | 720            | 280            | 280 |  |
|                                 |                                 | Communication Studies, BA    | 5            | 1   | 297                     | 39     | 90             | 30             | 30  |  |
|                                 |                                 | Communication Studies, BS    | 12           | 4   | 563                     | 378    | 720            | 280            | 280 |  |
|                                 |                                 | English, BA                  | 17           | 8   | 1,168                   | 8      | 680            | 80             | 80  |  |
|                                 |                                 | English, BS                  | 35           | 8   | 2,381                   | 153    | 940            | 80             | 80  |  |
|                                 |                                 | History, BA                  | 22           | 47  | 1,831                   | 381    | 680            | 320            | 320 |  |
|                                 |                                 | History, BS                  | 0            | 0   | 0                       | 0      | 0              | 0              | 0   |  |
|                                 |                                 | Political Science, BA        | 42           | 28  | 388                     | 487    | 810            | 310            | 310 |  |
|                                 |                                 | Political Science, BS        | 31           | 18  | 1,518                   | 327    | 680            | 240            | 240 |  |
| Nursing & Health Sciences       | Nursing & Health Sciences       | Master's Degree              | 37           | 6   | 2,034                   | 342    | 980            | 480            | 480 |  |
|                                 |                                 | Non-Credit Course            | 83           | 81  | 2,881                   | 1,229  | 810            | 310            | 310 |  |
|                                 |                                 | Professional Certificate     | 5            | 18  | 735                     | 1,248  | 810            | 810            | 810 |  |
|                                 |                                 | Graduate Certificate         | 4            | 3   | 255                     | 8      | 680            | 80             | 80  |  |
|                                 |                                 | Non-Credit Course            | 0            | 0   | 0                       | 0      | 0              | 0              | 0   |  |
| Science & Engineering           | Science & Engineering           | Computer Science, BS         | 13           | 8   | 1,045                   | 232    | 310            | 310            | 310 |  |
|                                 |                                 | Computer Science, MS         | 72           | 18  | 3,819                   | 522    | 810            | 480            | 480 |  |
|                                 |                                 | Electrical Engineering, BS   | 47           | 15  | 4,118                   | 1,010  | 810            | 240            | 240 |  |
|                                 |                                 | Electrical Engineering, M.S. | 0            | 0   | 0                       | 0      | 0              | 0              | 0   |  |
|                                 |                                 | Industrial Engineering, BS   | 48           | 21  | 3,493                   | 1,023  | 780            | 380            | 380 |  |
|                                 |                                 | Industrial Engineering, MS   | 15           | 18  | 2,638                   | 1,141  | 780            | 380            | 380 |  |
|                                 |                                 | Mathematics, BS              | 0            | 0   | 0                       | 0      | 0              | 0              | 0   |  |
|                                 |                                 | Mathematics, MS              | 0            | 0   | 0                       | 0      | 0              | 0              | 0   |  |
|                                 |                                 | Physics, BS                  | 0            | 0   | 0                       | 0      | 0              | 0              | 0   |  |
|                                 |                                 | Physics, MS                  | 0            | 0   | 0                       | 0      | 0              | 0              | 0   |  |
| Research                        | Research                        | Ph.D.                        | 1            | 0   | 0                       | 0      | 680            | 80             | 80  |  |
|                                 |                                 | Master's Degree              | 53           | 44  | 1,487                   | 851    | 810            | 370            | 370 |  |
| Total with Undergraduate Status | Total with Undergraduate Status |                              | 1,836        | 418 | 14,816                  | 67,828 | 780            | 240            | 240 |  |
|                                 |                                 |                              | 187          | 616 | 53,464                  | 36,182 | 775            | 230            | 230 |  |

| Fall 2018 Masters               |                                 |                            |                            |                 |                         |        |                |                |     |     |     |
|---------------------------------|---------------------------------|----------------------------|----------------------------|-----------------|-------------------------|--------|----------------|----------------|-----|-----|-----|
| College                         | Dept                            | Degree                     | Total Course               |                 | Total Student Credit Hr |        | Σ of Full Time | Σ of Part Time |     |     |     |
|                                 |                                 |                            | FT                         | PT              | FT                      | PT     |                |                |     |     |     |
| Business                        | Business, Finance & Practice    | Master's Degree            | 14                         | 3               | 846                     | 210    | 780            | 243            | 243 |     |     |
|                                 |                                 | Non-Credit Course          | 0                          | 0               | 0                       | 0      | 0              | 0              | 0   |     |     |
|                                 |                                 | Professional Certificate   | 8                          | 1               | 278                     | 482    | 630            | 870            | 870 |     |     |
|                                 |                                 | Graduate Certificate       | 5                          | 1               | 331                     | 158    | 620            | 80             | 80  |     |     |
|                                 |                                 | Non-Credit Course          | 15                         | 15              | 442                     | 181    | 680            | 680            | 680 |     |     |
|                                 |                                 | Education & Human Services | Education & Human Services | Master's Degree | 14                      | 3      | 846            | 210            | 780 | 243 | 243 |
|                                 |                                 | Non-Credit Course          | 0                          | 0               | 0                       | 0      | 0              | 0              | 0   |     |     |
|                                 |                                 | Professional Certificate   | 0                          | 0               | 0                       | 0      | 0              | 0              | 0   |     |     |
|                                 |                                 | Graduate Certificate       | 0                          | 0               | 0                       | 0      | 0              | 0              | 0   |     |     |
|                                 |                                 | Non-Credit Course          | 0                          | 0               | 0                       | 0      | 0              | 0              | 0   |     |     |
| Liberal Arts                    | Liberal Arts                    | Master's Degree            | 14                         | 16              | 145                     | 145    | 680            | 80             | 80  |     |     |
|                                 |                                 | Non-Credit Course          | 0                          | 0               | 0                       | 0      | 0              | 0              | 0   |     |     |
|                                 |                                 | Professional Certificate   | 0                          | 0               | 0                       | 0      | 0              | 0              | 0   |     |     |
|                                 |                                 | Graduate Certificate       | 0                          | 0               | 0                       | 0      | 0              | 0              | 0   |     |     |
|                                 |                                 | Non-Credit Course          | 0                          | 0               | 0                       | 0      | 0              | 0              | 0   |     |     |
|                                 |                                 | Education & Human Services | Education & Human Services | Master's Degree | 14                      | 3      | 846            | 210            | 780 | 243 | 243 |
|                                 |                                 | Non-Credit Course          | 0                          | 0               | 0                       | 0      | 0              | 0              | 0   |     |     |
|                                 |                                 | Professional Certificate   | 0                          | 0               | 0                       | 0      | 0              | 0              | 0   |     |     |
|                                 |                                 | Graduate Certificate       | 0                          | 0               | 0                       | 0      | 0              | 0              | 0   |     |     |
|                                 |                                 | Non-Credit Course          | 0                          | 0               | 0                       | 0      | 0              | 0              | 0   |     |     |
| Science & Engineering           | Science & Engineering           | Master's Degree            | 22                         | 12              | 521                     | 421    | 680            | 80             | 80  |     |     |
|                                 |                                 | Non-Credit Course          | 0                          | 0               | 0                       | 0      | 0              | 0              | 0   |     |     |
|                                 |                                 | Professional Certificate   | 45                         | 3               | 223                     | 148    | 680            | 80             | 80  |     |     |
|                                 |                                 | Graduate Certificate       | 0                          | 0               | 0                       | 0      | 0              | 0              | 0   |     |     |
|                                 |                                 | Non-Credit Course          | 0                          | 0               | 0                       | 0      | 0              | 0              | 0   |     |     |
|                                 |                                 | Education & Human Services | Education & Human Services | Master's Degree | 14                      | 3      | 846            | 210            | 780 | 243 | 243 |
|                                 |                                 | Non-Credit Course          | 0                          | 0               | 0                       | 0      | 0              | 0              | 0   |     |     |
|                                 |                                 | Professional Certificate   | 0                          | 0               | 0                       | 0      | 0              | 0              | 0   |     |     |
|                                 |                                 | Graduate Certificate       | 0                          | 0               | 0                       | 0      | 0              | 0              | 0   |     |     |
|                                 |                                 | Non-Credit Course          | 0                          | 0               | 0                       | 0      | 0              | 0              | 0   |     |     |
| Research                        | Research                        | Ph.D.                      | 1                          | 0               | 0                       | 0      | 680            | 80             | 80  |     |     |
|                                 |                                 | Master's Degree            | 53                         | 44              | 1,487                   | 851    | 810            | 370            | 370 |     |     |
| Total with Undergraduate Status | Total with Undergraduate Status |                            | 1,836                      | 418             | 14,816                  | 67,828 | 780            | 240            | 240 |     |     |
|                                 |                                 |                            | 187                        | 616             | 53,464                  | 36,182 | 775            | 230            | 230 |     |     |

| Fall 2018 Doctoral              |                                 |                          |              |    |                         |    |                |                |     |  |
|---------------------------------|---------------------------------|--------------------------|--------------|----|-------------------------|----|----------------|----------------|-----|--|
| College                         | Dept                            | Degree                   | Total Course |    | Total Student Credit Hr |    | Σ of Full Time | Σ of Part Time |     |  |
|                                 |                                 |                          | FT           | PT | FT                      | PT |                |                |     |  |
| Education & Human Services      | Education & Human Services      | Doctoral Degree          | 10           | 0  | 348                     | 0  | 680            | 80             | 80  |  |
|                                 |                                 | Non-Credit Course        | 28           | 2  | 429                     | 24 | 810            | 810            | 810 |  |
|                                 |                                 | Professional Certificate | 0            | 0  | 0                       | 0  | 0              | 0              | 0   |  |
| Science & Engineering           | Science & Engineering           | Doctoral Degree          | 1            | 0  | 0                       | 0  | 680            | 80             | 80  |  |
|                                 |                                 | Non-Credit Course        | 4            | 0  | 0                       | 0  | 680            | 80             | 80  |  |
| Research                        | Research                        | Ph.D.                    | 7            | 0  | 0                       | 0  | 680            | 80             | 80  |  |
|                                 |                                 | Non-Credit Course        | 0            | 0  | 0                       | 0  | 0              | 0              | 0   |  |
| Total with Undergraduate Status | Total with Undergraduate Status |                          | 50           | 2  | 225                     | 24 | 680            | 80             | 80  |  |
|                                 |                                 |                          | 50           | 2  | 225                     | 24 | 680            | 80             | 80  |  |

# 6.2B EXCEL TABLES

# 6.2B EXCEL TABLES

Full-time Faculty Equivalent Percentages by Full-time vs. Part-time Status by College and Degrees-Undergraduate Programs

| College                       | Degree  | Full-Time Headcount | Part Time Headcount | Part Time FTE | Total Headcount | Total FTE | Percentage of Full-Time | Percentage of Part-time FTE |
|-------------------------------|---|---------------------|---------------------|---------------|-----------------|-----------|-------------------------|-----------------------------|
| Business                      | Accounting, BBA   | 26                  | 13                  | 3.25          | 41              | 31.25     | 83.00%                  | 17.00%                      |
|                               | Economics, BBA  | 26                  | 12                  | 3             | 38              | 23.00     | 83.66%                  | 7.89%                       |
|                               | Finance, BBA  | 26                  | 12                  | 3             | 38              | 23.00     | 83.66%                  | 7.89%                       |
|                               | General Business, BBA   | 32                  | 12                  | 3             | 44              | 35.00     | 91.43%                  | 6.82%                       |
|                               | Management Information Systems, BBA                             | 26                  | 12                  | 3             | 38              | 23.00     | 83.66%                  | 7.89%                       |
|                               | Management with Emphases in General Management, Health Care Adm | 27                  | 12                  | 3             | 39              | 30.00     | 90.00%                  | 7.69%                       |
|                               | Marketing, BBA  | 24                  | 12                  | 3             | 36              | 27.00     | 88.89%                  | 8.33%                       |
| Education & Human Development | Athletic Training, HS   | 1                   | 3                   | 0.67          | 4               | 1.67      | 60.00%                  | 16.67%                      |
|                               | Interdisciplinary Studies, HSHS                                 | 24                  | 32                  | 5.08          | 56              | 23.08     | 82.52%                  | 9.06%                       |
|                               | Kinesiology, HS   | 7                   | 3                   | 0.42          | 10              | 7.42      | 84.38%                  | 0.74%                       |
| Liberal Arts                  | Art, BA   | 10                  | 4                   | 1.00          | 14              | 11.00     | 90.31%                  | 7.14%                       |
|                               | Art, BFA  | 11                  | 5                   | 1.25          | 16              | 12.25     | 89.00%                  | 7.81%                       |
|                               | Communication Studies, BA                                       | 3                   | 2                   | 0.5           | 5               | 3.50      | 85.71%                  | 10.00%                      |
|                               | Criminal Justice, HS  | 10                  | 2                   | 0.5           | 12              | 10.50     | 95.24%                  | 4.17%                       |
|                               | English, BA   | 18                  | 18                  | 18.00         | 18              | 18.00     | 100.00%                 | 0.00%                       |
|                               | Graphic Design, BA  | 4                   | 3                   | 0.75          | 7               | 4.75      | 84.21%                  | 10.71%                      |
|                               | History, BA   | 3                   | 2                   | 0.5           | 5               | 3.00      | 100.00%                 | 0.00%                       |
|                               | Media Arts, BA  | 7                   | 7                   | 7.00          | 7               | 7.00      | 100.00%                 | 0.00%                       |
|                               | Music, BA   | 7                   | 2                   | 0.5           | 9               | 7.50      | 93.33%                  | 5.56%                       |
|                               | Music, BM with EC-12 Teacher Certification                      | 14                  | 1                   | 0.25          | 15              | 14.25     | 96.25%                  | 1.67%                       |
|                               | Performance (Instrumental), BM                                  | 10                  | 4                   | 1             | 14              | 11.00     | 90.31%                  | 7.14%                       |
|                               | Performance (Voice), BM   | 10                  | 4                   | 1             | 14              | 11.00     | 90.31%                  | 7.14%                       |
|                               | Philosophy, BA  | 5                   | 5                   | 5.00          | 5               | 5.00      | 100.00%                 | 0.00%                       |
|                               | Political Science, BA   | 6                   | 6                   | 6.00          | 6               | 6.00      | 100.00%                 | 0.00%                       |
|                               | Psychology, BA  | 15                  | 8                   | 1.25          | 21              | 14.25     | 91.23%                  | 5.52%                       |
|                               | Sociology, BA   | 5                   | 5                   | 5.00          | 5               | 5.00      | 100.00%                 | 0.00%                       |
|                               | Spanish, BA   | 7                   | 1                   | 0.25          | 8               | 7.25      | 96.55%                  | 3.10%                       |
| Theatre, BA                   | 7   | 1                   | 0.25                | 8             | 7.25            | 96.55%    | 3.10%                   |                             |
| Nursing & Health Sciences     | Health Sciences, HSHS   | 3                   | 6                   | 1.50          | 9               | 4.50      | 66.67%                  | 16.67%                      |
|                               | Nursing, BS   | 32                  | 3                   | 2.33          | 41              | 24.33     | 83.30%                  | 7.63%                       |
| Science & Engineering         | Atmosphere Sciences, BS   | 16                  | 5                   | 1.50          | 21              | 17.50     | 81.43%                  | 7.14%                       |
|                               | Biology, BS   | 30                  | 8                   | 2.50          | 38              | 32.50     | 82.31%                  | 6.58%                       |
|                               | Biomedical Sciences, BS   | 5                   | 5                   | 5.00          | 5               | 5.00      | 100.00%                 | 0.00%                       |
|                               | Chemistry, BS   | 16                  | 2                   | 0.42          | 18              | 16.42     | 91.46%                  | 2.31%                       |
|                               | Clinical Laboratory Science, BS                                 | 10                  | 3                   | 0.67          | 13              | 10.67     | 93.75%                  | 5.52%                       |
|                               | Computer Science, BS  | 17                  | 5                   | 1.42          | 22              | 18.42     | 92.31%                  | 6.44%                       |
|                               | Electrical Engineering, BS                                      | 13                  | 6                   | 1.58          | 19              | 14.58     | 89.14%                  | 8.33%                       |
|                               | Environmental Science, BS                                       | 4                   | 6                   | 1.67          | 10              | 5.67      | 70.53%                  | 16.67%                      |
|                               | Geographic Information Science, BS                              | 12                  | 2                   | 0.58          | 14              | 12.58     | 95.36%                  | 4.17%                       |
|                               | Geology, BS   | 3                   | 3                   | 3.00          | 3               | 3.00      | 100.00%                 | 0.00%                       |
|                               | Mathematics, BS   | 9                   | 4                   | 1.33          | 13              | 10.33     | 87.10%                  | 10.26%                      |
|                               | Mechanical Engineering Technology, BS                           | 5                   | 4                   | 1.25          | 9               | 6.25      | 80.00%                  | 13.89%                      |
|                               | Mechanical Engineering, BS                                      | 11                  | 5                   | 1.50          | 16              | 11.50     | 91.88%                  | 6.82%                       |
|                               | Physics, BS   | 6                   | 2                   | 0.67          | 8               | 6.67      | 90.00%                  | 8.33%                       |

Adjuncts: 2160 (2000) (2000)  
 FTE = total headcount divided by 12

Full-time Faculty Equivalent Percentages by Full-time vs. Part-time Status by College and Degrees-Master's Programs

| College                       | Degree  | Full-Time | Part Time | Part Time FTE | Total Headcount | Total FTE | Percentage of Full-Time | Percentage of Part-time FTE |
|-------------------------------|---|-----------|-----------|---------------|-----------------|-----------|-------------------------|-----------------------------|
| Business                      | Accountancy, MAcc                                   | 2         | 2         | 2             | 2               | 2         | 100%                    | 0%                          |
|                               | Business Administration, MBA                        | 10        | 2         | 0.5           | 12              | 10.5      | 95%                     | 19%                         |
| Education & Human Development | Counseling, MS                                      | 10        | 13        | 3.25          | 23              | 13.25     | 75%                     | 98%                         |
|                               | Curriculum and Instruction, MS                      | 5         | 5         | 5             | 5               | 5         | 100%                    | 0%                          |
|                               | Early Childhood Education, MS                       | 6         | 6         | 6             | 6               | 6         | 100%                    | 0%                          |
|                               | Educational Administration, MS                      | 9         | 9         | 9             | 9               | 9         | 100%                    | 0%                          |
|                               | Elementary Education (MAEd), MS                     | 3         | 1         | 0.25          | 4               | 3.25      | 92%                     | 31%                         |
|                               | Instructional Design and Educational Technology, MS | 5         | 5         | 5             | 5               | 5         | 100%                    | 0%                          |
|                               | Kinesiology, MS                                     | 1         | 1         | 1             | 1               | 1         | 100%                    | 0%                          |
|                               | Reading, MS   | 4         | 4         | 4             | 4               | 4         | 100%                    | 0%                          |
|                               | Secondary Education (MAEd), MS                      | 2         | 1         | 0.25          | 3               | 2.25      | 89%                     | 44%                         |
|                               | Special Education, MS                               | 4         | 4         | 4             | 4               | 4         | 100%                    | 0%                          |
| Liberal Arts                  | Communication, MA                                   | 2         | 2         | 2.00          | 2               | 2.00      | 100%                    | 0%                          |
|                               | English, MA   | 1         | 1         | 1             | 1               | 1         | 100%                    | 0%                          |
|                               | History, MA   | 1         | 1         | 1             | 1               | 1         | 100%                    | 0%                          |
|                               | Psychology, MA                                      | 5         | 1         | 0.25          | 6               | 5.25      | 95%                     | 19%                         |
| Nursing & Health Sciences     | Public Administration, MBA                          | 4         | 4         | 4             | 4               | 4         | 100%                    | 0%                          |
|                               | Family Nurse Practitioner, MSN                      | 4         | 1         | 0.25          | 5               | 4.25      | 94%                     | 24%                         |
|                               | Leadership in Nursing Systems, MSN                  | 4         | 1         | 0.25          | 5               | 4.25      | 94%                     | 24%                         |
|                               | Nurse Educator, MSN                                 | 2         | 2         | 2             | 2               | 2         | 100%                    | 0%                          |
|                               | Nursing, MSN  | 9         | 1         | 0.25          | 10              | 9.25      | 97%                     | 11%                         |
| Science & Engineering         | Biology, MS   | 5         | 5         | 5.00          | 5               | 5.00      | 100%                    | 0%                          |
|                               | Chemistry, MS                                       | 11        | 11        | 11            | 11              | 11        | 100%                    | 0%                          |
|                               | Coastal and Marine System Science, MS               | 2         | 2         | 2             | 2               | 2         | 100%                    | 0%                          |
|                               | Computer Science, MS                                | 4         | 4         | 4             | 4               | 4         | 100%                    | 0%                          |
|                               | Fisheries and Mariculture, MS                       | 7         | 7         | 7             | 7               | 7         | 100%                    | 0%                          |
|                               | Geospatial Systems Engineering, MS                  | 1         | 1         | 1             | 1               | 1         | 100%                    | 0%                          |
|                               | Marine Biology, MS                                  | 5         | 5         | 5             | 5               | 5         | 100%                    | 0%                          |
|                               | Mathematics, MS                                     | 2         | 2         | 2             | 2               | 2         | 100%                    | 0%                          |

Full-time Faculty Equivalent Percentages by Full-time vs. Part-time Status by College and Degrees-Doctoral Programs

| College                       | Degree                                 | Full-Time | Part Time | Part Time FTE | Total Headcount | Total FTE | Percentage of Full-Time | Percentage of Part-time FTE |
|-------------------------------|--|-----------|-----------|---------------|-----------------|-----------|-------------------------|-----------------------------|
| Education & Human Development | Counselor Education, PhD               | 15        | 15        | 15            | 15              | 15        | 100%                    | 0%                          |
|                               | Curriculum and Instruction, PhD        | 9         | 9         | 9             | 9               | 9         | 100%                    | 0%                          |
| Nursing & Health Sciences     | Educational Leadership, Ed.D.          | 9         | 1         | 0.75          | 10              | 9.75      | 99%                     | 0%                          |
|                               | Nursing, DNP                           | 4         | 1         | 0.25          | 5               | 4.75      | 95%                     | 0%                          |
| Science & Engineering         | Coastal and Marine System Science, PhD | 3         | 3         | 3             | 3               | 3         | 100%                    | 0%                          |
|                               | Geospatial Computer Science, PhD       | 11        | 11        | 11            | 11              | 11        | 100%                    | 0%                          |
|                               | Marine Biology, PhD                    | 22        | 22        | 22            | 22              | 22        | 100%                    | 0%                          |





# DATA DELIVERY

---

Institutional  
Effectiveness

---

Consultant

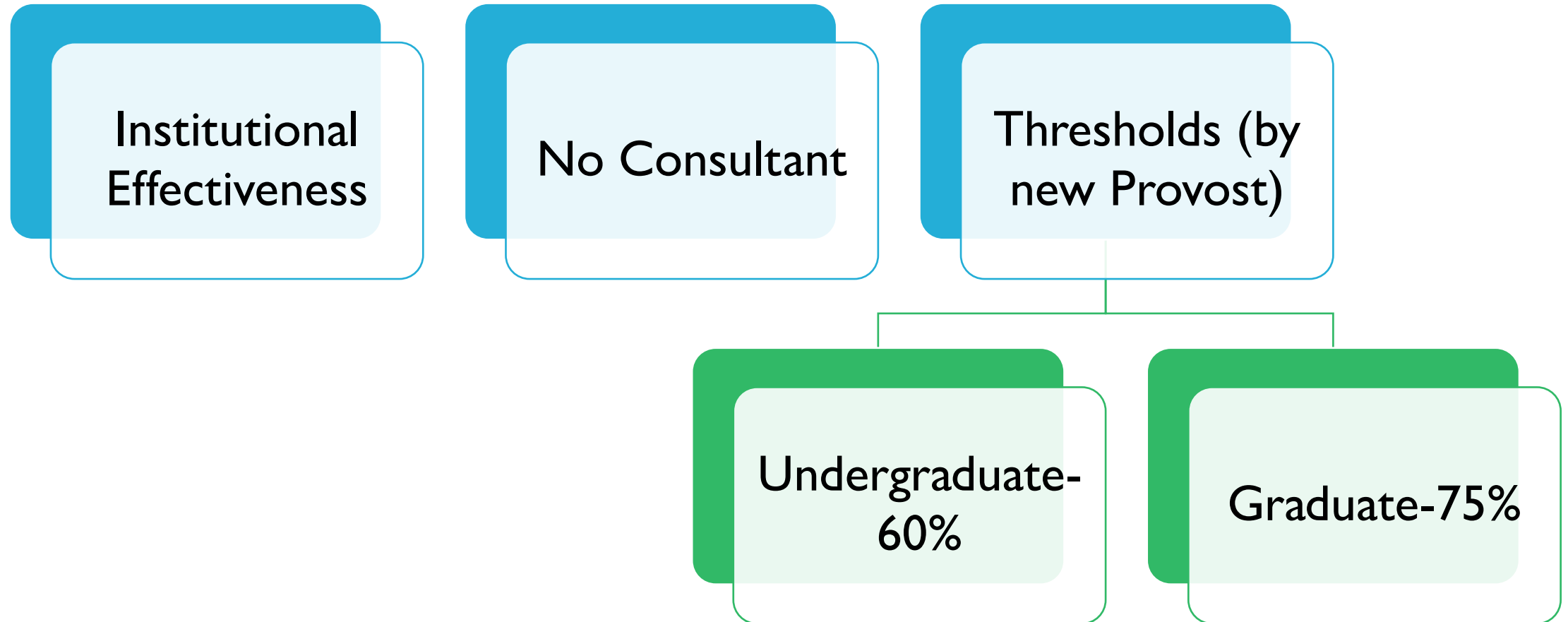
---

Associate Deans

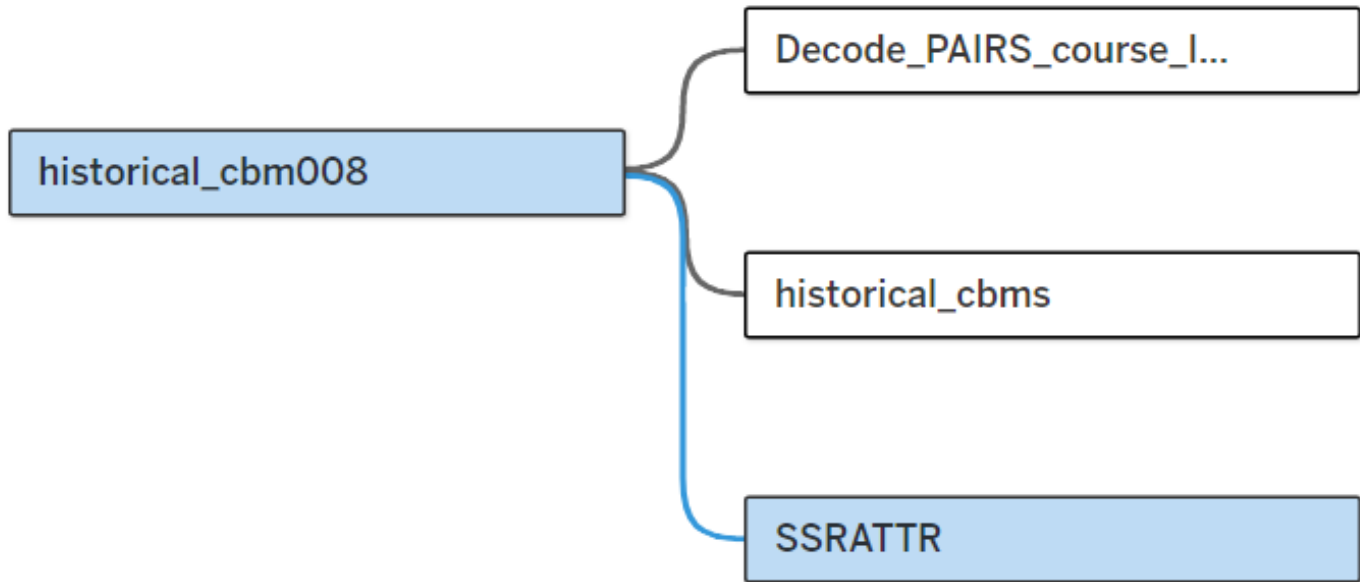
---

One time ask

# WHO IS INVOLVED IN 2025?



SACSCOC  
6.1  
TABLEAU  
DATA





# PAIRS COURSE INVENTORY

| SUBJ | CRSE | Coll_by_Course_Code | Coll_by_Course                      | Dept_by_Course_Code | Dept_by_Course                      | Course Level     | Degree | Course Type |
|------|------|---------------------|-------------------------------------|---------------------|-------------------------------------|------------------|--------|-------------|
| ACCT | 3365 | BU                  | Business                            | AFBL                | Accounting, Finance, & Business Law | Upper Level      |        |             |
| ACCT | 2301 | BU                  | Business                            | AFBL                | Accounting, Finance, & Business Law | Lower Level      |        |             |
| ACCT | 2302 | BU                  | Business                            | AFBL                | Accounting, Finance, & Business Law | Lower Level      |        |             |
| ACCT | 3311 | BU                  | Business                            | AFBL                | Accounting, Finance, & Business Law | Upper Level      |        |             |
| ACCT | 3312 | BU                  | Business                            | AFBL                | Accounting, Finance, & Business Law | Upper Level      |        |             |
| ACCT | 3314 | BU                  | Business                            | AFBL                | Accounting, Finance, & Business Law | Upper Level      |        |             |
| ACCT | 3315 | BU                  | Business                            | AFBL                | Accounting, Finance, & Business Law | Upper Level      |        |             |
| ACCT | 3316 | BU                  | Business                            | AFBL                | Accounting, Finance, & Business Law | Upper Level      |        |             |
| ACCT | 3317 | BU                  | Business                            | AFBL                | Accounting, Finance, & Business Law | Upper Level      |        |             |
| ACCT | 3321 | BU                  | Business                            | AFBL                | Accounting, Finance, & Business Law | Upper Level      |        |             |
| ACCT | 3322 | BU                  | Business                            | AFBL                | Accounting, Finance, & Business Law | Upper Level      |        |             |
| ACCT | 3340 | BU                  | Business                            | AFBL                | Accounting, Finance, & Business Law | Upper Level      |        |             |
| ACCT | 3355 | BU                  | Business                            | AFBL                | Accounting, Finance, & Business Law | Upper Level      |        |             |
| ACCT | 4311 | BU                  | Business                            | AFBL                | Accounting, Finance, & Business Law | Upper Level      |        |             |
| ACCT | 4314 | BU                  | Business                            | AFBL                | Accounting, Finance, & Business Law | Upper Level      |        |             |
| ACCT | 4345 | BU                  | Business                            | AFBL                | Accounting, Finance, & Business Law | Upper Level      |        |             |
| ACCT | 4355 | BU                  | Business                            | AFBL                | Accounting, Finance, & Business Law | Upper Level      |        |             |
| ACCT | 4390 | BU                  | Business                            | AFBL                | Accounting, Finance, & Business Law | Upper Level      |        |             |
| ACCT | 4396 | BU                  | Business                            | AFBL                | Accounting, Finance, & Business Law | Upper Level      |        |             |
| ACCT | 4398 | BU                  | Business                            | AFBL                | Accounting, Finance, & Business Law | Upper Level      |        |             |
| ACCT | 5312 | BU                  | Business                            | AFBL                | Accounting, Finance, & Business Law | Graduate Masters |        |             |
| ACCT | 5315 | BU                  | Business                            | AFBL                | Accounting, Finance, & Business Law | Graduate Masters |        |             |
| ACCT | 5317 | BU                  | Business                            | AFBL                | Accounting, Finance, & Business Law | Graduate Masters |        |             |
| ACCT | 5332 | BU                  | Business                            | AFBL                | Accounting, Finance, & Business Law | Graduate Masters |        |             |
| ACCT | 5337 | BU                  | Business                            | AFBL                | Accounting, Finance, & Business Law | Graduate Masters |        |             |
| ACCT | 5340 | BU                  | Business                            | AFBL                | Accounting, Finance, & Business Law | Graduate Masters |        |             |
| ACCT | 5341 | BU                  | Business                            | AFBL                | Accounting, Finance, & Business Law | Graduate Masters |        |             |
| ACCT | 5345 | BU                  | Business                            | AFBL                | Accounting, Finance, & Business Law | Graduate Masters |        |             |
| ACCT | 5351 | BU                  | Business                            | AFBL                | Accounting, Finance, & Business Law | Graduate Masters |        |             |
| ACCT | 5355 | BU                  | Business                            | AFBL                | Accounting, Finance, & Business Law | Graduate Masters |        |             |
| ACCT | 5370 | BU                  | Business                            | AFBL                | Accounting, Finance, & Business Law | Graduate Masters |        |             |
| ACCT | 5371 | BU                  | Business                            | AFBL                | Accounting, Finance, & Business Law | Graduate Masters |        |             |
| ACCT | 5381 | BU                  | Business                            | AFBL                | Accounting, Finance, & Business Law | Graduate Masters |        |             |
| ACCT | 5391 | BU                  | Business                            | AFBL                | Accounting, Finance, & Business Law | Graduate Masters |        |             |
| ACCT | 5396 | BU                  | Business                            | AFBL                | Accounting, Finance, & Business Law | Graduate Masters |        |             |
| ACCT | 3318 | BU                  | Business                            | AFBL                | Accounting, Finance, & Business Law | Upper Level      |        |             |
| ANTH | 3301 | LA                  | Liberal Arts                        | DSOC                | Social Sciences                     | Upper Level      |        |             |
| ANTH | 3370 | LA                  | Liberal Arts                        | DSOC                | Social Sciences                     | Upper Level      |        |             |
| ARAB | 1311 | LA                  | Liberal Arts                        | DHUM                | Humanities                          | Lower Level      |        |             |
| ARAB | 1312 | LA                  | Liberal Arts                        | DHUM                | Humanities                          | Lower Level      |        |             |
| ARTS | 4399 | SA                  | School of Arts, Media & Communicati | ARTD                | Art & Design                        | Upper Level      |        |             |

All modes Face to Face Online Hybrid

## All Modes

Face to Face

Hybrid

Online

Choose View

SCH %

Level of Courses

Undergraduate Non-Core

PT/FT

FT

Threshold for Undergraduate is 60%.

Threshold for Graduate is 75%.

Threshold is only for FT faculty.

## Undergraduate Non-Core

College

Department

Fall 2020

FT

Fall 2021

FT

Fall 2022

FT

SACSCOC 6.1 TABLEAU  
DASHBOARD

# 6.1 FROM EXCEL TABLES TO TABLEAU DASHBOARDS

All modes | Face to Face | Online | Hybrid

### All Modes

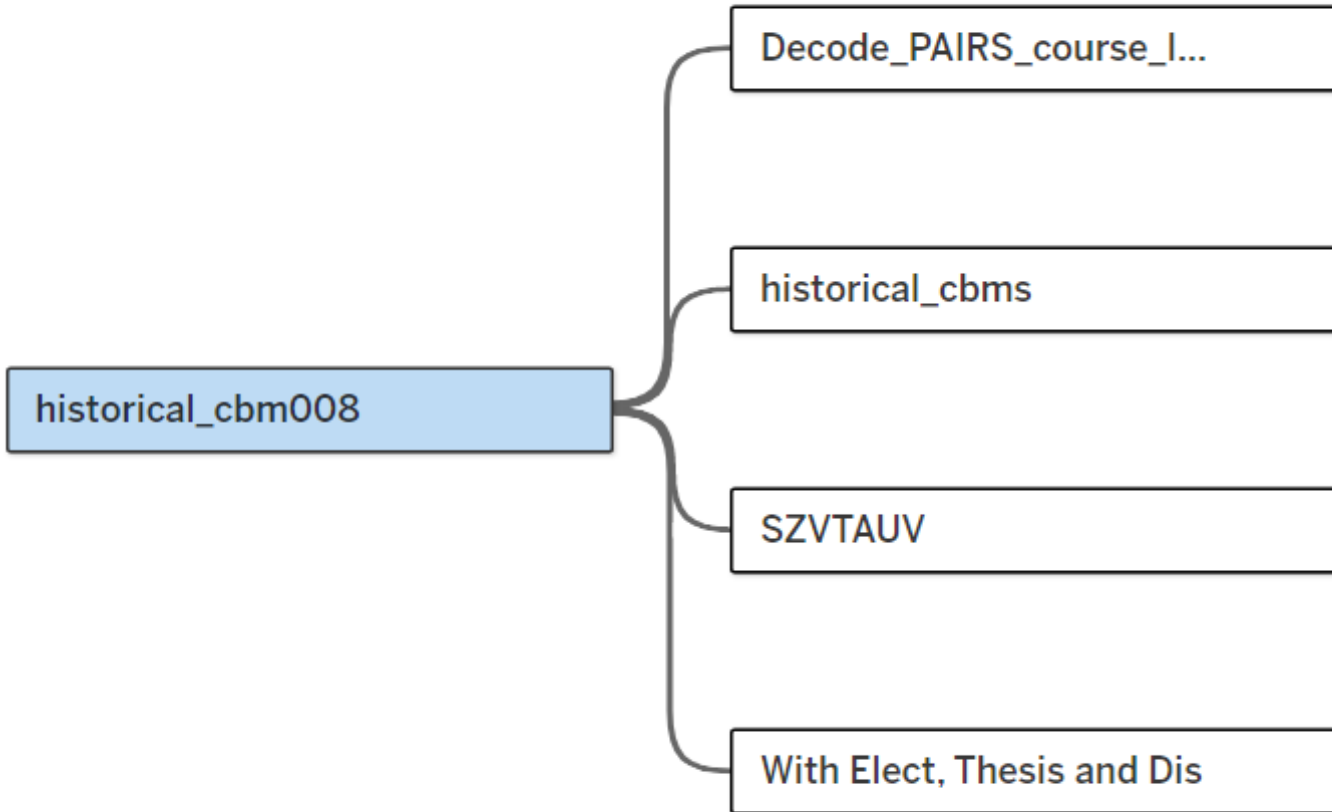
Face to Face | Hybrid | Online

Choose View: SCH % | Level of Courses: Undergraduate Non-Core | PT/FT: FT | Threshold for Undergraduate is 60% | Threshold for Graduate is 75% | Threshold is only for FT faculty.

### Undergraduate Non-Core

| College     | Department                                  | Fall 2020 | Fall 2021 | Fall 2022 |
|-------------|---|-----------|-----------|-----------|
|             |   | FT        | FT        | FT        |
| BU          | Accounting, Finance, & Business Law         | 70%       | 80%       | 69%       |
|             | Decision Sciences & Economics               | 63%       | 47%       | 60%       |
|             | Management & Marketing                      | 83%       | 73%       | 73%       |
| EC          | Computer Science                            | 93%       | 85%       | 93%       |
|             | Engineering                                 | 97%       | 84%       | 86%       |
| EH          | Curriculum, Instruction & Learning Sciences | 69%       | 75%       | 58%       |
|             | Kinesiology & Military Science              | 76%       | 74%       | 84%       |
| LA          | English                                     | 100%      | 100%      | 84%       |
|             | Humanities                                  | 56%       | 72%       | 69%       |
|             | Interdisciplinary Studies                   | 69%       | 66%       | 59%       |
|             | Psychology & Sociology                      | 77%       | 88%       | 87%       |
| NH          | Health Sciences                             | 41%       | 54%       | 46%       |
|             | Nursing Education                           | 98%       | 98%       | 98%       |
| SA          | Art & Design                                | 72%       | 71%       | 53%       |
|             | Communication & Media                       | 85%       | 88%       | 80%       |
|             | Music                                       | 70%       | 70%       | 71%       |
| SN          | Theatre & Dance                             | 94%       | 100%      | 100%      |
|             | Life Sciences                               | 82%       | 92%       | 93%       |
|             | Mathematics & Statistics                    | 82%       | 74%       | 81%       |
| Grand Total | Physical & Environmental Sciences           | 76%       | 81%       | 79%       |
|             |   | 80%       | 80%       | 78%       |

# SACSCOC 6.2B DATA SOURCE



| Level  | Degree            | Course | Course Number | Course Type                                 | College             |
|--------|-------------------|--------|---------------|---|---------------------|
| Master | Accountancy, MAcc | ECON   |               | 5311 Core Courses                           | College of Business |
| Master | Accountancy, MAcc | FINA   |               | 5311 Core Courses                           | College of Business |
| Master | Accountancy, MAcc | ORMS   |               | 5310 Core Courses                           | College of Business |
| Master | Accountancy, MAcc | ACCT   |               | 5371 Advanced Courses: General Requirements | College of Business |
| Master | Accountancy, MAcc | ACCT   |               | 5391 Advanced Courses: General Requirements | College of Business |
| Master | Accountancy, MAcc | ACCT   |               | 5341 Advanced Courses: Advanced Accounting  | College of Business |
| Master | Accountancy, MAcc | ACCT   |               | 5351 Advanced Courses: Advanced Accounting  | College of Business |
| Master | Accountancy, MAcc | ACCT   |               | 5355 Advanced Courses: Advanced Accounting  | College of Business |
| Master | Accountancy, MAcc | ACCT   |               | 5381 Advanced Courses: Advanced Accounting  | College of Business |

# DECODE COURSE CATALOG



## SACS 6.2b Table 1-Headcount

| Tenure Status               | Term       |            |
|-----------------------------|------------|------------|
|                             | Fall 2020  | Fall 2021  |
| Tenured                     | 174        | 183        |
| Tenure Track                | 127        | 116        |
| Not Tenured                 | 318        | 316        |
| Graduate Teaching Assistant | 68         | 67         |
| <b>Grand Total</b>          | <b>687</b> | <b>682</b> |

## SACS 6.2b Table 1 by %

| Tenure Status               | Fall 2020      |                | Term / FTPT<br>Fall 2021 |                |
|-----------------------------|----------------|----------------|--------------------------|----------------|
|                             | FT             | PT             | FT                       | PT             |
| Tenured                     | 42.65%         |                | 45.41%                   |                |
| Tenure Track                | 31.13%         |                | 28.78%                   |                |
| Not Tenured                 | 26.23%         | 75.63%         | 25.81%                   | 75.99%         |
| Graduate Teaching Assistant |                | 24.37%         |                          | 24.01%         |
| <b>Grand Total</b>          | <b>100.00%</b> | <b>100.00%</b> | <b>100.00%</b>           | <b>100.00%</b> |

SACS 6.2b Table 2 %

| College     | Department | Fall 2020 |      |       | Term / FPT<br>Fall 2021 |      |       | Fall 2022 |      |       |
|-------------|------------|-----------|------|-------|-------------------------|------|-------|-----------|------|-------|
|             |            | FT        | PT   | Total | FT                      | PT   | Total | FT        | PT   | Total |
| BU          | AFBL       | 69%       | 31%  | 100%  | 64%                     | 36%  | 100%  | 67%       | 33%  | 100%  |
|             | DSEC       | 61%       | 39%  | 100%  | 50%                     | 50%  | 100%  | 52%       | 48%  | 100%  |
|             | MGMK       | 68%       | 32%  | 100%  | 63%                     | 37%  | 100%  | 58%       | 42%  | 100%  |
|             | Total      | 67%       | 33%  | 100%  | 60%                     | 40%  | 100%  | 59%       | 41%  | 100%  |
| EC          | COMP       | 91%       | 9%   | 100%  | 83%                     | 17%  | 100%  | 83%       | 17%  | 100%  |
|             | ENGR       | 94%       | 6%   | 100%  | 90%                     | 10%  | 100%  | 92%       | 8%   | 100%  |
|             | Total      | 92%       | 8%   | 100%  | 84%                     | 16%  | 100%  | 86%       | 14%  | 100%  |
| EH          | CILS       | 52%       | 48%  | 100%  | 56%                     | 44%  | 100%  | 48%       | 52%  | 100%  |
|             | COUN       | 80%       | 20%  | 100%  | 63%                     | 38%  | 100%  | 64%       | 36%  | 100%  |
|             | EDLD       | 80%       | 20%  | 100%  | 58%                     | 42%  | 100%  | 73%       | 27%  | 100%  |
|             | KIMS       | 54%       | 46%  | 100%  | 67%                     | 33%  | 100%  | 65%       | 35%  | 100%  |
|             | Total      | 59%       | 41%  | 100%  | 60%                     | 40%  | 100%  | 57%       | 43%  | 100%  |
| LA          | DHUM       | 65%       | 35%  | 100%  | 69%                     | 31%  | 100%  | 70%       | 30%  | 100%  |
|             | DINS       | 53%       | 47%  | 100%  | 63%                     | 37%  | 100%  | 51%       | 49%  | 100%  |
|             | DSOC       | 82%       | 18%  | 100%  | 86%                     | 14%  | 100%  | 80%       | 20%  | 100%  |
|             | ENGL       | 82%       | 18%  | 100%  | 77%                     | 23%  | 100%  | 81%       | 19%  | 100%  |
|             | PSOC       | 62%       | 38%  | 100%  | 69%                     | 31%  | 100%  | 66%       | 34%  | 100%  |
|             | Total      | 68%       | 32%  | 100%  | 71%                     | 29%  | 100%  | 68%       | 32%  | 100%  |
| NH          | HLSC       | 29%       | 71%  | 100%  | 42%                     | 58%  | 100%  | 32%       | 68%  | 100%  |
|             | NUED       | 51%       | 49%  | 100%  | 50%                     | 50%  | 100%  | 44%       | 56%  | 100%  |
|             | NUPR       | 47%       | 53%  | 100%  | 43%                     | 57%  | 100%  | 36%       | 64%  | 100%  |
|             | Total      | 43%       | 57%  | 100%  | 46%                     | 54%  | 100%  | 38%       | 62%  | 100%  |
| SA          | ARTD       | 63%       | 38%  | 100%  | 58%                     | 42%  | 100%  | 50%       | 50%  | 100%  |
|             | CMED       | 75%       | 25%  | 100%  | 79%                     | 21%  | 100%  | 72%       | 28%  | 100%  |
|             | MUSI       | 72%       | 28%  | 100%  | 65%                     | 35%  | 100%  | 75%       | 25%  | 100%  |
|             | THED       | 75%       | 25%  | 100%  | 100%                    |      | 100%  | 100%      |      | 100%  |
|             | Total      | 70%       | 30%  | 100%  | 71%                     | 29%  | 100%  | 70%       | 30%  | 100%  |
| SN          | LSCI       | 47%       | 53%  | 100%  | 48%                     | 52%  | 100%  | 49%       | 51%  | 100%  |
|             | MATH       | 52%       | 48%  | 100%  | 49%                     | 51%  | 100%  | 49%       | 51%  | 100%  |
|             | PENS       | 48%       | 52%  | 100%  | 49%                     | 51%  | 100%  | 48%       | 52%  | 100%  |
|             | Total      | 48%       | 52%  | 100%  | 47%                     | 53%  | 100%  | 46%       | 54%  | 100%  |
| Grand Total | 59%        | 41%       | 100% | 59%   | 41%                     | 100% | 57%   | 43%       | 100% |       |

SACS 6.2b SCH Generated by FTPT

| PROG (historical_cbms) | Fall 2020 |      |       | Term / FTPT<br>Fall 2021 |     |       | Fall 2022 |     |       |
|------------------------|-----------|------|-------|--------------------------|-----|-------|-----------|-----|-------|
|                        | FT        | PT   | Total | FT                       | PT  | Total | FT        | PT  | Total |
| BU-BBA-ACCT            | 76%       | 24%  | 100%  | 69%                      | 31% | 100%  | 78%       | 22% | 100%  |
| BU-BBA-ACON            | 93%       | 7%   | 100%  | 71%                      | 29% | 100%  | 70%       | 31% | 100%  |
| BU-BBA-ACRE            | 66%       | 34%  | 100%  | 60%                      | 40% | 100%  | 59%       | 41% | 100%  |
| BU-BBA-BUON            | 81%       | 19%  | 100%  | 70%                      | 30% | 100%  | 72%       | 28% | 100%  |
| BU-BBA-BURE            | 44%       | 56%  | 100%  | 41%                      | 59% | 100%  | 34%       | 66% | 100%  |
| BU-BBA-BUSI            | 71%       | 29%  | 100%  | 73%                      | 28% | 100%  | 72%       | 28% | 100%  |
| BU-BBA-DUAL            | 91%       | 9%   | 100%  | 84%                      | 16% | 100%  | 80%       | 20% | 100%  |
| BU-BBA-ECOB            |           |      |       | 83%                      | 17% | 100%  | 71%       | 29% | 100%  |
| BU-BBA-ECON            | 79%       | 21%  | 100%  | 85%                      | 15% | 100%  | 69%       | 31% | 100%  |
| BU-BBA-FINA            | 76%       | 24%  | 100%  | 75%                      | 25% | 100%  | 61%       | 39% | 100%  |
| BU-BBA-FNRE            | 59%       | 41%  | 100%  | 65%                      | 35% | 100%  | 53%       | 47% | 100%  |
| BU-BBA-MGMT            | 78%       | 22%  | 100%  | 72%                      | 28% | 100%  | 75%       | 25% | 100%  |
| BU-BBA-MGON            | 73%       | 27%  | 100%  | 60%                      | 40% | 100%  | 77%       | 23% | 100%  |
| BU-BBA-MGRE            | 47%       | 53%  | 100%  | 47%                      | 53% | 100%  | 38%       | 62% | 100%  |
| BU-BBA-MISY            | 73%       | 27%  | 100%  | 70%                      | 30% | 100%  | 75%       | 25% | 100%  |
| BU-BBA-MKON            | 88%       | 13%  | 100%  | 72%                      | 28% | 100%  | 72%       | 28% | 100%  |
| BU-BBA-MKRE            | 64%       | 36%  | 100%  | 63%                      | 37% | 100%  | 53%       | 47% | 100%  |
| BU-BBA-MKTG            | 72%       | 28%  | 100%  | 73%                      | 27% | 100%  | 78%       | 22% | 100%  |
| BU-BBA-UNDC            | 76%       | 24%  | 100%  | 78%                      | 22% | 100%  | 80%       | 20% | 100%  |
| BU-MACC-ACAP           | 96%       | 4%   | 100%  | 85%                      | 15% | 100%  | 79%       | 21% | 100%  |
| BU-MACC-ACCT           | 90%       | 10%  | 100%  | 100%                     |     | 100%  | 100%      |     | 100%  |
| BU-MBA-BNAP            | 55%       | 45%  | 100%  | 57%                      | 43% | 100%  | 52%       | 48% | 100%  |
| BU-MBA-BUAD            | 77%       | 23%  | 100%  | 69%                      | 31% | 100%  | 85%       | 15% | 100%  |
| BU-NDGD-ACAP           | 100%      |      | 100%  | 100%                     |     | 100%  |           |     | 100%  |
| BU-NDGD-BNAP           |           | 100% | 100%  | 100%                     |     | 100%  | 100%      |     | 100%  |
| EH-BS-ELEM             | 71%       | 30%  | 100%  | 80%                      | 22% | 100%  | 69%       | 31% | 100%  |
| EH-BS-KINE             | 77%       | 23%  | 100%  | 72%                      | 29% | 100%  | 78%       | 25% | 100%  |
| EH-BS-SMON             |           |      |       | 80%                      | 20% | 100%  | 83%       | 17% | 100%  |
| EH-BS-SPMG             |           |      |       | 78%                      | 22% | 100%  | 84%       | 16% | 100%  |
| EH-BS-UNDC             | 81%       | 19%  | 100%  | 89%                      | 11% | 100%  | 66%       | 34% | 100%  |
| EH-BSIS-ITDS           | 72%       | 29%  | 100%  | 69%                      | 31% | 100%  | 56%       | 44% | 100%  |
| EH-EDD-EDLD            | 91%       | 9%   | 100%  | 82%                      | 18% | 100%  | 97%       | 3%  | 100%  |
| EH-MS-ATHT             | 100%      |      | 100%  | 100%                     |     | 100%  | 100%      | 21% | 100%  |
| EH-MS-CINS             | 100%      |      | 100%  | 84%                      | 16% | 100%  | 89%       | 11% | 100%  |
| EH-MS-COUN             | 77%       | 23%  | 100%  | 100%                     |     | 100%  | 14%       | 86% | 100%  |
| EH-MS-ECED             | 92%       | 8%   | 100%  | 90%                      | 10% | 100%  | 100%      |     | 100%  |
| EH-MS-EDAD             | 100%      |      | 100%  | 74%                      | 26% | 100%  | 71%       | 42% | 100%  |
| EH-MS-ELEM             | 74%       | 26%  | 100%  | 75%                      | 25% | 100%  | 100%      |     | 100%  |
| EH-MS-IDET             | 100%      |      | 100%  | 84%                      | 16% | 100%  | 71%       | 29% | 100%  |
| EH-MS-KINE             | 100%      |      | 100%  | 100%                     |     | 100%  | 100%      |     | 100%  |
| EH-MS-KINO             | 100%      |      | 100%  | 100%                     |     | 100%  | 100%      |     | 100%  |
| EH-MS-PFCN             | 89%       | 11%  | 100%  | 65%                      | 35% | 100%  | 69%       | 31% | 100%  |
| EH-MS-PFSC             | 92%       | 8%   | 100%  | 68%                      | 32% | 100%  | 82%       | 18% | 100%  |
| EH-MS-READ             | 100%      |      | 100%  | 60%                      | 40% | 100%  | 89%       | 11% | 100%  |
| EH-MS-SCED             | 71%       | 29%  | 100%  | 88%                      | 12% | 100%  | 88%       | 12% | 100%  |
| EH-MS-SPED             | 100%      |      | 100%  | 78%                      | 22% | 100%  | 90%       | 10% | 100%  |
| EH-NDCT-EACP           | 55%       | 45%  | 100%  | 59%                      | 41% | 100%  | 55%       | 45% | 100%  |

SACS 6.2b Table 2 FTE %

| College | Department | Fall 2020 |     |       | Term / FTPT<br>Fall 2021 |     |       | Fall 2022 |     |      | Total |
|---------|------------|-----------|-----|-------|--------------------------|-----|-------|-----------|-----|------|-------|
|         |            | FT        | PT  | Total | FT                       | PT  | Total | FT        | PT  |      |       |
| BU      | AFBL       | 90%       | 10% | 100%  | 88%                      | 12% | 100%  | 89%       | 11% | 100% |       |
|         | DSEC       | 86%       | 14% | 100%  | 80%                      | 20% | 100%  | 81%       | 19% | 100% |       |
|         | MGMK       | 89%       | 11% | 100%  | 87%                      | 13% | 100%  | 84%       | 16% | 100% |       |
|         | Total      | 89%       | 11% | 100%  | 86%                      | 14% | 100%  | 85%       | 15% | 100% |       |
| EC      | COMP       | 98%       | 2%  | 100%  | 95%                      | 5%  | 100%  | 95%       | 5%  | 100% |       |
|         | ENGR       | 99%       | 1%  | 100%  | 97%                      | 3%  | 100%  | 98%       | 2%  | 100% |       |
|         | Total      | 98%       | 2%  | 100%  | 96%                      | 4%  | 100%  | 96%       | 4%  | 100% |       |
| EH      | CILS       | 81%       | 19% | 100%  | 83%                      | 17% | 100%  | 79%       | 21% | 100% |       |
|         | COUN       | 94%       | 6%  | 100%  | 87%                      | 13% | 100%  | 88%       | 12% | 100% |       |
|         | EDLD       | 94%       | 6%  | 100%  | 85%                      | 15% | 100%  | 91%       | 9%  | 100% |       |
|         | KIMS       | 82%       | 18% | 100%  | 89%                      | 11% | 100%  | 88%       | 12% | 100% |       |
|         | Total      | 85%       | 15% | 100%  | 86%                      | 14% | 100%  | 84%       | 16% | 100% |       |
| LA      | DHUM       | 88%       | 12% | 100%  | 90%                      | 10% | 100%  | 90%       | 10% | 100% |       |
|         | DINS       | 82%       | 18% | 100%  | 87%                      | 13% | 100%  | 81%       | 19% | 100% |       |
|         | DSOC       | 95%       | 5%  | 100%  | 96%                      | 4%  | 100%  | 94%       | 6%  | 100% |       |
|         | ENGL       | 95%       | 5%  | 100%  | 93%                      | 7%  | 100%  | 95%       | 5%  | 100% |       |
|         | PSOC       | 87%       | 13% | 100%  | 90%                      | 10% | 100%  | 88%       | 12% | 100% |       |
|         | Total      | 90%       | 10% | 100%  | 91%                      | 9%  | 100%  | 90%       | 10% | 100% |       |
| NH      | HLSC       | 62%       | 38% | 100%  | 74%                      | 26% | 100%  | 65%       | 35% | 100% |       |
|         | NUED       | 81%       | 19% | 100%  | 80%                      | 20% | 100%  | 76%       | 24% | 100% |       |
|         | NUPR       | 78%       | 22% | 100%  | 75%                      | 25% | 100%  | 69%       | 31% | 100% |       |
|         | Total      | 77%       | 23% | 100%  | 78%                      | 22% | 100%  | 72%       | 28% | 100% |       |
| SA      | ARTD       | 87%       | 13% | 100%  | 85%                      | 15% | 100%  | 80%       | 20% | 100% |       |
|         | CMED       | 92%       | 8%  | 100%  | 94%                      | 6%  | 100%  | 91%       | 9%  | 100% |       |
|         | MUSI       | 91%       | 9%  | 100%  | 88%                      | 12% | 100%  | 92%       | 8%  | 100% |       |
|         | THED       | 92%       | 8%  | 100%  | 100%                     |     | 100%  | 100%      |     | 100% |       |
|         | Total      | 90%       | 10% | 100%  | 91%                      | 9%  | 100%  | 90%       | 10% | 100% |       |
| SN      | LSCI       | 78%       | 22% | 100%  | 79%                      | 21% | 100%  | 79%       | 21% | 100% |       |
|         | MATH       | 81%       | 19% | 100%  | 79%                      | 21% | 100%  | 79%       | 21% | 100% |       |
|         | PENS       | 78%       | 22% | 100%  | 79%                      | 21% | 100%  | 79%       | 21% | 100% |       |
|         | Total      | 79%       | 21% | 100%  | 79%                      | 21% | 100%  | 79%       | 21% | 100% |       |

SACS 6.2b Table 3 HC by Degree

| College                                    | Degree                       | Fall 2020 |           |           | Term / FTPT<br>Fall 2021 |           |           | Fall 2022 |           |  |
|--|------------------------------|-----------|-----------|-----------|--------------------------|-----------|-----------|-----------|-----------|--|
|  |                              | FT        | PT        | Total     | FT                       | PT        | Total     | FT        | PT        |  |
| College of Business                        | Accountancy, MAcc            | 5         | 1         | 6         | 6                        | 3         | 9         | 5         | 3         |  |
|  | Accounting, BBA              | 33        | 12        | 45        | 32                       | 14        | 46        | 33        | 16        |  |
|  | Business Economics, BBA      | 27        | 12        | 39        | 27                       | 15        | 42        | 27        | 18        |  |
|  | Finance, BBA                 | 29        | 13        | 42        | 28                       | 15        | 43        | 32        | 17        |  |
|  | General Business, BBA        | 36        | 15        | 51        | 33                       | 17        | 50        | 39        | 21        |  |
|  | Management Information..     | 29        | 12        | 41        | 28                       | 15        | 43        | 31        | 17        |  |
|  | Management, BBA              | 31        | 16        | 47        | 27                       | 18        | 45        | 35        | 22        |  |
|  | Mangement, BBA               | 1         |           | 1         |                          |           |           |           |           |  |
|  | Marketing, BBA               | 31        | 12        | 43        | 29                       | 15        | 44        | 33        | 17        |  |
|  | Master of Business Admin..   | 11        | 5         | 16        | 17                       | 8         | 25        | 20        | 10        |  |
|  | <b>Total</b>                 | <b>50</b> | <b>24</b> | <b>74</b> | <b>48</b>                | <b>30</b> | <b>78</b> | <b>50</b> | <b>34</b> |  |
| College of Education & Human Development   | Early Childhood Educatio..   | 8         |           | 8         | 6                        | 2         | 8         | 6         | 1         |  |
|  | Elementary Education, BS     | 34        | 21        | 55        | 29                       | 22        | 51        | 26        | 24        |  |
|  | Kinesiology, BS              | 17        | 13        | 30        | 15                       | 20        | 35        | 16        | 21        |  |
|  | Special Education, BS        | 8         | 5         | 13        | 6                        | 6         | 12        | 7         | 5         |  |
|  | Sport Management, BS         |           |           |           | 2                        |           | 2         | 3         |           |  |
|  | <b>Total</b>                 | <b>52</b> | <b>37</b> | <b>89</b> | <b>45</b>                | <b>44</b> | <b>89</b> | <b>43</b> | <b>47</b> |  |
| College of Education and Human Development | Alternative Certification .. | 1         | 1         | 2         |                          | 1         | 1         |           |           |  |
|  | Art w/Teacher Certificatio.. | 8         | 14        | 22        | 8                        | 13        | 21        | 8         | 11        |  |
|  | Biology w/Teacher Certifi..  | 8         | 14        | 22        | 8                        | 13        | 21        | 8         | 11        |  |
|  | Chemistry w/Teacher Cert..   | 8         | 14        | 22        | 8                        | 13        | 21        | 8         | 11        |  |
|  | Communications w/Teach..     | 8         | 14        | 22        | 8                        | 13        | 21        | 8         | 11        |  |
|  | Elementary Education w/..    |           | 1         | 1         |                          | 1         | 1         |           | 1         |  |
|  | Elementary Education w/..    |           | 1         | 1         |                          | 1         | 1         |           | 1         |  |
|  | Elementary Education w/..    |           | 1         | 1         |                          | 1         | 1         |           | 1         |  |
|  | Elementary Education wit..   | 1         |           | 1         | 1                        |           | 1         |           | 1         |  |
|  | Elementary Education, BS     | 8         | 14        | 22        | 8                        | 13        | 21        | 8         | 11        |  |
|  | English w/Teacher Certifi..  | 8         | 14        | 22        | 8                        | 13        | 21        | 8         | 11        |  |
|  | Environmental Science w/..   | 8         | 14        | 22        | 8                        | 13        | 21        | 8         | 11        |  |
|  | History w/Teacher Certifi..  | 8         | 14        | 22        | 8                        | 13        | 21        | 8         | 11        |  |
|  | Kinesiology w/Teacher Ce..   | 8         | 14        | 22        | 8                        | 13        | 21        | 8         | 11        |  |
|  | Mathematics w/Teacher C..    | 8         | 14        | 22        | 8                        | 13        | 21        | 8         | 11        |  |
|  | Music with Teacher Certif..  | 8         | 14        | 22        | 8                        | 13        | 21        | 8         | 11        |  |
| Theatre w/Teacher Certifi..                | 8                            | 14        | 22        | 8         | 13                       | 21        | 8         | 11        |           |  |
|  | <b>Total</b>                 | <b>9</b>  | <b>16</b> | <b>25</b> | <b>9</b>                 | <b>14</b> | <b>23</b> | <b>8</b>  | <b>13</b> |  |
| College of Education and Human Services    | Athletic Training, MS        | 1         |           | 1         | 3                        |           | 3         | 2         | 1         |  |
|  | Counselor Education, PhD     | 7         |           | 7         | 6                        |           | 6         | 7         |           |  |
|  | Curriculum and Instructio..  | 4         |           | 4         | 2                        | 1         | 3         | 3         | 1         |  |
|  | Curriculum and Instructio..  | 6         |           | 6         | 5                        |           | 5         | 6         |           |  |
|  | Early Childhood Educatio..   | 5         | 1         | 6         | 4                        | 1         | 5         | 4         | 1         |  |
|  | Educational Administrati..   | 3         |           | 3         | 1                        | 1         | 2         | 3         | 2         |  |
|  | Educational Leadership, E..  | 6         |           | 6         | 5                        |           | 5         | 5         |           |  |
|  | Elementary Education (M..    | 2         | 1         | 3         | 2                        |           | 2         | 1         |           |  |
|  | Instructional Design and ..  | 5         |           | 5         | 3                        | 1         | 4         | 4         | 2         |  |
|  | Kinesiology, MS              | 4         |           | 4         | 3                        |           | 3         | 4         |           |  |
| Professional Counseling,...                | 10                           | 3         | 13        | 6         | 6                        | 12        | 6         | 5         |           |  |



SACS 6.2b Table 3 FTE by Degree

| College                                    | Degree                                  | Fall 2020   |              |            | Term / FTPT<br>Fall 2021 |             |            | Fall 2022    |               |       |
|--|---|-------------|--------------|------------|--------------------------|-------------|------------|--------------|---------------|-------|
|  |   | FT          | PT           | Total      | FT                       | PT          | Total      | FT           | PT            | Total |
| College of Business                        | Accountancy, MAcc                       | 5           | 0.25         | 5.25       | 6                        | 0.75        | 6.75       | 5            | 0.75          | 5.75  |
|  | Accounting, BBA                         | 33          | 3            | 36         | 32                       | 3.5         | 35.5       | 33           | 4             | 37    |
|  | Business Economics, BBA                 | 27          | 3            | 30         | 27                       | 3.75        | 30.75      | 27           | 4.5           | 31.5  |
|  | Finance, BBA                            | 29          | 3.25         | 32.25      | 28                       | 3.75        | 31.75      | 32           | 4.25          | 36.25 |
|  | General Business, BBA                   | 36          | 3.75         | 39.75      | 33                       | 4.25        | 37.25      | 39           | 5.25          | 44.25 |
|  | Management Information Systems, BBA     | 29          | 3            | 32         | 28                       | 3.75        | 31.75      | 31           | 4.25          | 35.25 |
|  | Management, BBA                         | 31          | 4            | 35         | 27                       | 4.5         | 31.5       | 35           | 5.5           | 40.5  |
|  | Management, BBA                         | 1           |              | 1          |                          |             |            |              |               |       |
|  | Marketing, BBA                          | 31          | 3            | 34         | 29                       | 3.75        | 32.75      | 33           | 4.25          | 37.25 |
|  | Master of Business Administration, MAcc | 11          | 1.25         | 12.25      | 17                       | 2           | 19         | 20           | 2.5           | 22.5  |
| <b>Total</b>                               | <b>233</b>                              | <b>24.5</b> | <b>257.5</b> | <b>227</b> | <b>30</b>                | <b>257</b>  | <b>255</b> | <b>35.25</b> | <b>290.25</b> |       |
| College of Education & Human Development   | Early Childhood Education, BS           | 8           |              | 8          | 6                        | 0.5         | 6.5        | 6            | 0.25          | 6.25  |
|  | Elementary Education, BS                | 34          | 5.25         | 39.25      | 29                       | 5.5         | 34.5       | 26           | 6             | 32    |
|  | Kinesiology, BS                         | 17          | 3.25         | 20.25      | 15                       | 5           | 20         | 16           | 5.25          | 21.25 |
|  | Special Education, BS                   | 8           | 1.25         | 9.25       | 6                        | 1.5         | 7.5        | 7            | 1.25          | 8.25  |
|  | Sport Management, BS                    |             |              |            | 2                        |             | 2          | 3            |               | 3     |
| <b>Total</b>                               | <b>67</b>                               | <b>9.75</b> | <b>76.75</b> | <b>58</b>  | <b>12.5</b>              | <b>70.5</b> | <b>58</b>  | <b>12.75</b> | <b>70.75</b>  |       |
| College of Education and Human Development | Alternative Certification ..            | 1           | 0.25         | 1.25       |                          | 0.25        | 0.25       |              |               | 0.25  |
|  | Art w/Teacher Certificatio..            | 8           | 3.5          | 11.5       | 8                        | 3.25        | 11.25      | 8            | 2.75          | 10.75 |
|  | Biology w/Teacher Certifi..             | 8           | 3.5          | 11.5       | 8                        | 3.25        | 11.25      | 8            | 2.75          | 10.75 |
|  | Chemistry w/Teacher Cert..              | 8           | 3.5          | 11.5       | 8                        | 3.25        | 11.25      | 8            | 2.75          | 10.75 |
|  | Communications w/Teach..                | 8           | 3.5          | 11.5       | 8                        | 3.25        | 11.25      | 8            | 2.75          | 10.75 |
|  | Elementary Education w/..               |             | 0.25         | 0.25       |                          | 0.25        | 0.25       |              | 0.25          | 0.25  |
|  | Elementary Education w/..               |             | 0.25         | 0.25       |                          | 0.25        | 0.25       |              | 0.25          | 0.25  |
|  | Elementary Education w/..               |             | 0.25         | 0.25       |                          | 0.25        | 0.25       |              | 0.25          | 0.25  |
|  | Elementary Education wit..              | 1           |              | 1          | 1                        |             | 1          |              |               | 1     |
|  | Elementary Education, BS                | 8           | 3.5          | 11.5       | 8                        | 3.25        | 11.25      | 8            | 2.75          | 10.75 |
|  | English w/Teacher Certifi..             | 8           | 3.5          | 11.5       | 8                        | 3.25        | 11.25      | 8            | 2.75          | 10.75 |
|  | Environmental Science w/..              | 8           | 3.5          | 11.5       | 8                        | 3.25        | 11.25      | 8            | 2.75          | 10.75 |
|  | History w/Teacher Certifi..             | 8           | 3.5          | 11.5       | 8                        | 3.25        | 11.25      | 8            | 2.75          | 10.75 |
|  | Kinesiology w/Teacher Ce..              | 8           | 3.5          | 11.5       | 8                        | 3.25        | 11.25      | 8            | 2.75          | 10.75 |
|  | Mathematics w/Teacher C..               | 8           | 3.5          | 11.5       | 8                        | 3.25        | 11.25      | 8            | 2.75          | 10.75 |
|  | Music with Teacher Certif..             | 8           | 3.5          | 11.5       | 8                        | 3.25        | 11.25      | 8            | 2.75          | 10.75 |
|  | Theatre w/Teacher Certifi..             | 8           | 3.5          | 11.5       | 8                        | 3.25        | 11.25      | 8            | 2.75          | 10.75 |
| <b>Total</b>                               | <b>98</b>                               | <b>43</b>   | <b>141</b>   | <b>97</b>  | <b>40</b>                | <b>137</b>  | <b>96</b>  | <b>34</b>    | <b>130</b>    |       |
| College of Education and Human Services    | Athletic Training, MS                   | 1           |              | 1          | 3                        |             | 3          | 2            | 0.25          | 2.25  |
|  | Counselor Education, PhD                | 7           |              | 7          | 6                        |             | 6          | 7            |               | 7     |
|  | Curriculum and Instructio..             | 4           |              | 4          | 2                        | 0.25        | 2.25       | 3            | 0.25          | 3.25  |
|  | Curriculum and Instructio..             | 6           |              | 6          | 5                        |             | 5          | 6            |               | 6     |
|  | Early Childhood Educatio..              | 5           | 0.25         | 5.25       | 4                        | 0.25        | 4.25       | 4            | 0.25          | 4.25  |
|  | Educational Administrati..              | 3           |              | 3          | 1                        | 0.25        | 1.25       | 3            | 0.5           | 3.5   |
|  | Educational Leadership, E..             | 6           |              | 6          | 5                        |             | 5          | 5            |               | 5     |
|  | Elementary Education (M..               | 2           | 0.25         | 2.25       | 2                        |             | 2          | 1            |               | 1     |
|  | Instructional Design and ..             | 5           |              | 5          | 3                        | 0.25        | 3.25       | 4            | 0.5           | 4.5   |
|  | Kinesiology, MS                         | 4           |              | 4          | 3                        |             | 3          | 4            |               | 4     |
|  | Professional Counseling, ...            | 10          | 0.75         | 10.75      | 6                        | 1.5         | 7.5        | 6            | 1.25          | 7.25  |
| Professional School Coun..                 | 8                                       | 0.5         | 8.5          | 6          | 1.25                     | 7.25        | 5          | 1            | 6.25          |       |

SACS 6.2b Table 4 Online Courses

| FTPT | Term      |           |           |
|------|-----------|-----------|-----------|
|      | Fall 2020 | Fall 2021 | Fall 2022 |
| FT   | 229       | 149       | 139       |
| PT   | 122       | 89        | 78        |

SACS 6.2b Table 4 Online Courses FTE

| FTPT | Term      |           |           |
|------|-----------|-----------|-----------|
|      | Fall 2020 | Fall 2021 | Fall 2022 |
| FT   | 229.0     | 149.0     | 139.0     |
| PT   | 30.5      | 22.3      | 19.5      |

SACS 6.2b Table 4 Online Courses FTE %

| FTPT               | Term           |                |                |
|--------------------|----------------|----------------|----------------|
|                    | Fall 2020      | Fall 2021      | Fall 2022      |
| FT                 | 88.25%         | 87.01%         | 87.70%         |
| PT                 | 11.75%         | 12.99%         | 12.30%         |
| <b>Grand Total</b> | <b>100.00%</b> | <b>100.00%</b> | <b>100.00%</b> |



# **DATA DELIVERY**

---

Institutional  
Effectiveness

---

Associate Deans  
Council

---

Annual Update

# BENEFITS



Time saving



Efficiency



Easy to Update



Accessible to Associate  
Deans Anytime in Tableau  
Cloud

Q & A





Scan the QR code to  
complete the session  
survey.



Texas Association for Institutional Research

Annual Conference: February 25-28, 2025  
Omni Hotel in Corpus Christi, TX

